

Quick update

Not to brag, just an answer to
“Kya lagta hai market”

GRAB

EquityHMS

Enter 1<GO> to SAVE changes or <CANCEL> to abort.

4-IN-1 GRAPH

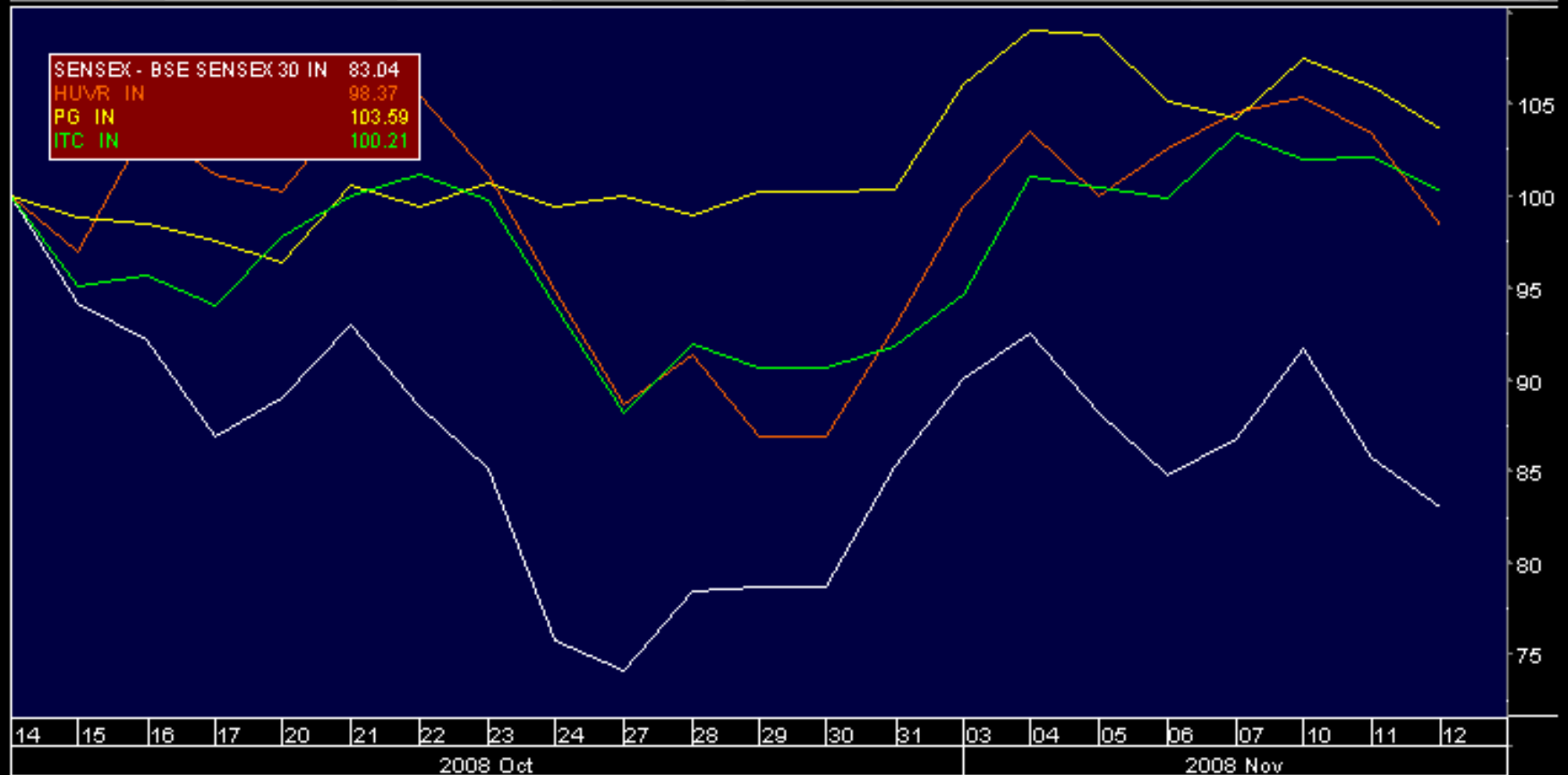
Name: FMCG

1 Name

Set # 16

1	SENSEX - BSE SENSEX 30 IN	Px0.009	INR	2	HUVR IN	Px0.419	INR
3	PG IN	Px0.141	INR	4	ITC IN	Px0.592	INR

Range 10/14/08 To 11/12/08 Period D(D-W-M-Q-Y) Normalize Y(Y/N/O) Dates 0



GRAB

EquityHMS

Enter 1<GO> to SAVE changes or <CANCEL> to abort.

4-IN-1 GRAPH

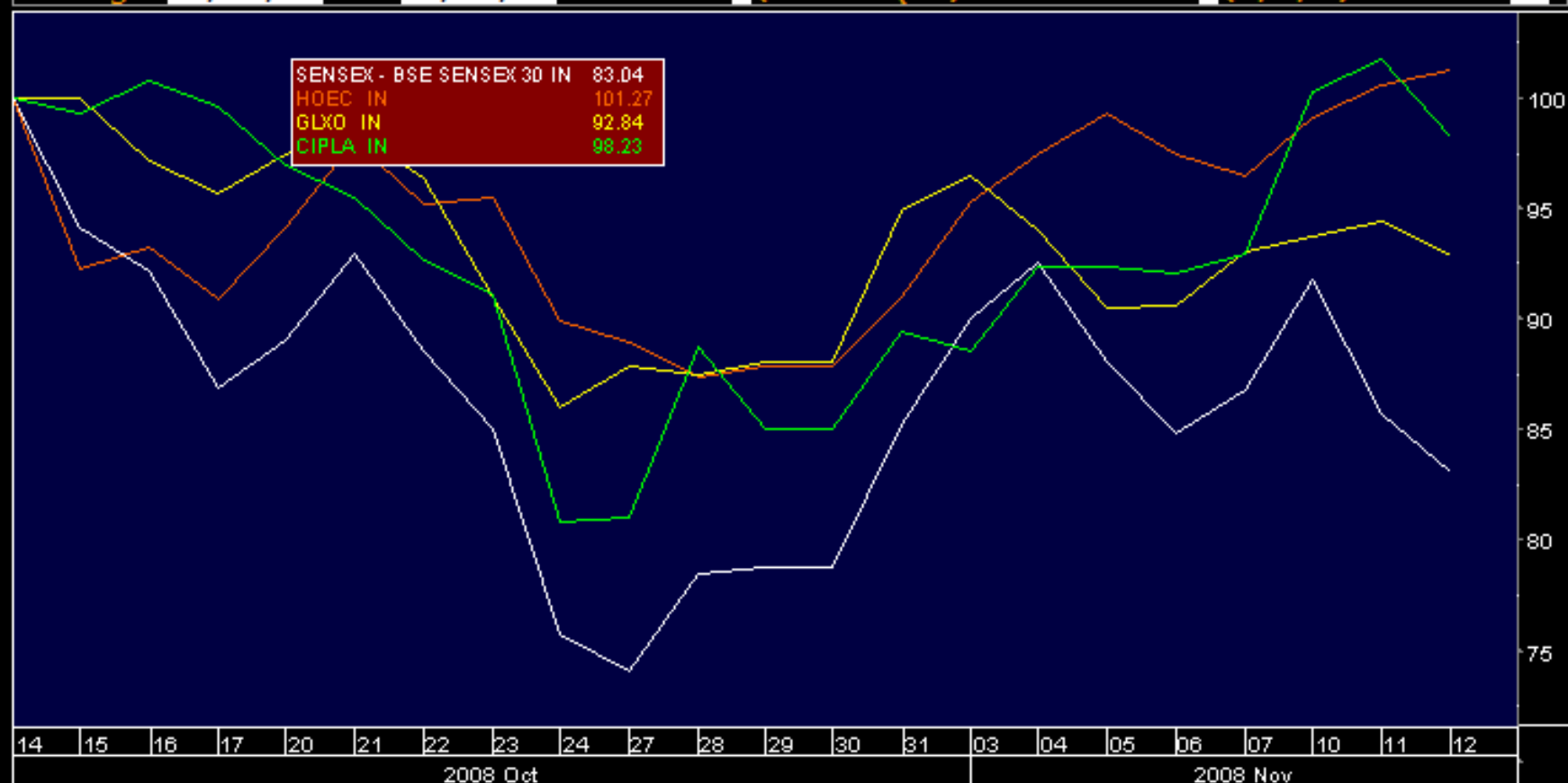
Name: PHARMA

1 Name

Set # 16

1	SENSEX - BSE SENSEX 30 IN	Px0.009INR	2	HOEC IN	Px0.128INR
3	GLXO IN	Px0.088INR	4	CIPLA IN	Px0.505INR

Range 10/14/08 To 11/12/08 Period D(D-W-M-Q-Y) Normalize Y(Y/N/O) Dates 0



Australia 61 2 9777 8600 Brazil 5511 3048 4500 Europe 44 20 7330 7500 Germany 49 69 9204 1210 Hong Kong 852 2977 6000
 Japan 81 3 3201 8900 Singapore 65 6212 1000 U.S. 1 212 318 2000 Copyright 2008 Bloomberg Finance L.P.
 H639-1079-1 12-Nov-08 16:16:11

GRAB

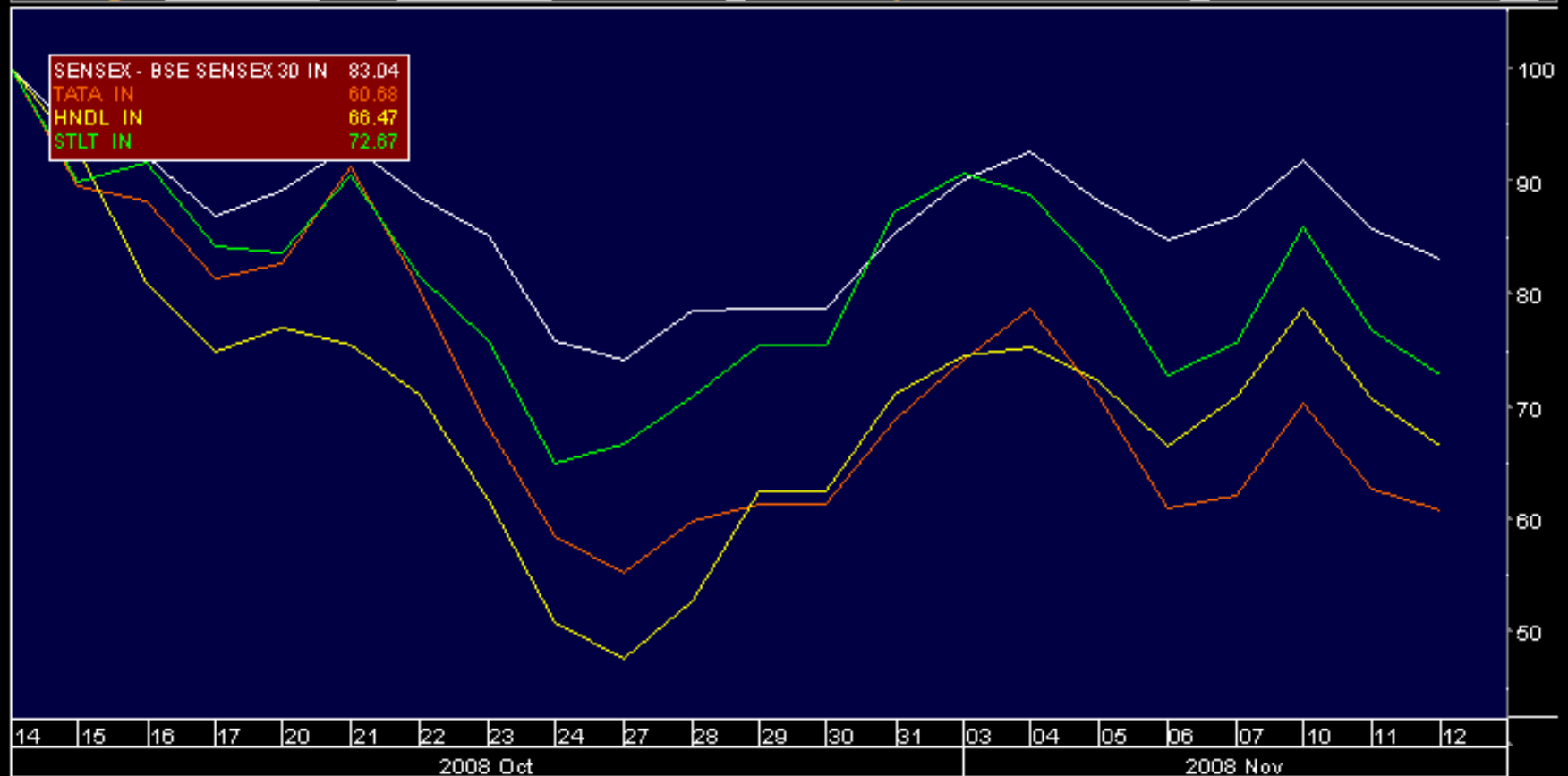
EquityHMS

Enter 1<GO> to SAVE changes or <CANCEL> to abort.

4-IN-1 GRAPH Name: METALS 1 Name Set # 16

1	SENSEX - BSE SENSEX 30 IN	Px0.009	INR	2	TATA IN	Px0.328	INR
3	HNDL IN	Px1.174	INR	4	STLT IN	Px0.307	INR

Range 10/14/08 To 11/12/08 Period D(D-W-M-Q-Y) Normalize Y(Y/N/O) Dates 0



14 15 16 17 20 21 22 23 24 27 28 29 30 31 03 04 05 06 07 10 11 12

2008 Oct 2008 Nov

Australia 61 2 9777 8600 Brazil 5511 3048 4500 Europe 44 20 7330 7500 Germany 49 69 9204 1210 Hong Kong 852 2977 6000
 Japan 81 3 3201 8900 Singapore 65 6212 1000 U.S. 1 212 318 2000

Copyright 2008 Bloomberg Finance L.P.
 H639-1079-1 12-Nov-08 16:06:22

GRAB

EquityHMS

Enter 1<GO> to SAVE changes or <CANCEL> to abort.

4-IN-1 GRAPH Name: HIGH DEBT 1 Name Set # 16

1	SENSEX - BSE SENSEX 30 IN	Px0.009	INR	2	TTMT IN	Px0.334	INR
3	SUEL IN	Px0.897	INR	4	UT IN	Px1.127	INR

Range 10/14/08 To 11/12/08 Period D(D-W-M-Q-Y) Normalize Y(Y/N/O) Dates 0



GRAB

EquityHMS

Enter 1<GO> to SAVE changes or <CANCEL> to abort.

4-IN-1 GRAPH Name: COMPARISION 1 Name Set # 16

1	SENSEX - BSE SENSEX 30 IN	Px0.009	INR	2	HUVR IN	Px0.419	INR
3	TATA IN	Px0.328	INR	4	HNDL IN	Px1.174	INR

Range 10/14/08 To 11/12/08 Period D(D-W-M-Q-Y) Normalize Y(Y/N/O) Dates 0



Thank you